SOSEN
LED DRIVER

SOSEN LED Driver, Your Smart Choice

Specifications

SS-500VP Series LED Driver

Model: SS-500VP-XX

Description: 500W LED Driver

Rev.: V07

Release Date: 2026-11-02

SS-500VP Series LED Driver

SOSEN
LED DRIVER

LED DRIVER
—
VP Series



Features:

- Efficiency up to 95%
- Dimming: DALI-2, 0-10V,PWM,Resistor,Timing
- Dim-to-Off
- Surge Protection: CM: 10kV, DM: 6kV
- AUX Power：12V/0.2A
- Constant Lumen, Life Warning
- External NTC to Protect LED Module
- Standby Power<0.5W
- IP67
- Communication Function With PC
- Type HL, suitable for hazardous locations
- Protections: SCP/OTP/OVP
- Warranty: 8 years

ENEC05 CB CCC cULus LISTED E360758

DALI 2 CE IP67 Class P

Description:

SS-500VP series are 500W constant current LED Driver with wide O/P voltage range and adjustable O/P current by program.
LED luminaries manufactures can easily to design luminaries and reduce cost.

Application:

High bay lighting, Stadium lighting, Square lighting, Plant lighting, Fish lighting

Model List:

Model	AC Input Range	Max. Pout	Vout Range	Full Power Working Voltage	Iout	Iout (DALI-2)	THD (Typ.)	PF (Typ.)	Eff. (Typ.)	Max.Tc
SS-500VP-56*	90-305Vac	500W	22-56V	44-56V	1.4-11.4A	6.33-11.4A	10%	0.95	94.5%	90°C
SS-500VP-228*	90-305Vac	500W	114-228V	178-228V	0.35-2.8A	1.55-2.8A	10%	0.95	94.5%	90°C
SS-500VP-428*	90-305Vac	500W	214-428V	357-428V	0.35-1.4A	0.78-1.4A	10%	0.95	95.0%	90°C

Note:

1.Default Tested: at 220Vac, full load, Ta 25℃.

2.The performance of the LED Driver can be guaranteed within the full power Vo range.The voltage lower than full power Vo range, it is need to test the performance with the LED module.

SHENZHEN SOSEN ELECTRONICS CO.,LTD
10F, Pengzhanhui No 1 Building, Zhongxin Road No 233, Xinqiao Street, Baoan District, Shenzhen, China.
86-755-29358800
86-755-29358816
info@sosen.com
www.sosen.com

SS-500VP Series LED Driver

“*” Means Additional Function

"*"	DALI (suffix:D)	AUX 12V (suffix:H)	NTC (suffix:N)	Timing	0-10V/PWM Dim /Resistor (suffix:B)	Remark
BH		✓		✓	✓	
BHN		✓	✓	✓	✓	
DH	✓	✓				
DHN	✓	✓	✓			

Input Characteristics:

Parameter	Min.	Typ.	Max.	Remark
Rated AC Input Range	100Vac		277Vac	Ref. derating curve
AC Input Range	90 Vac		305Vac	Ref. derating curve
Input Frequency Range	47Hz	50/60Hz	63Hz	
Max Input Current			6.1A	100Vac, full load
Max Input Power			585W	100Vac, full load
Max Inrush Current(120Vac)			60A	Cold Start
Max Inrush Current(220Vac)			110A	Cold Start
Max Inrush Current(277Vac)			140A	Cold Start
Standby Power			0.5W	220Vac/50Hz, Dim to off
Power Factor	0.95	0.97		220Vac/50Hz, full load
	0.90			100-277Vac/50Hz, 70-100% load
THD		8%	10%	220Vac/50Hz, full load
			20%	100-277Vac/50Hz, 70-100% load

SHENZHEN SOSEN
ELECTRONICS CO.,LTD
10F, Pengzhanhui No 1 Building, Zhongxin Road No 233, Xinqiao Street, Baoan District, Shenzhen, China.
86-755-29358800
86-755-29358816
info@sosen.com
www.sosen.com

O/P Characteristics(SS-500VP-56*):

Parameter	Min.	Typ.	Max.	Remark
O/P Voltage Range	22V		56V	Power Derated @22-44V
Rated O/P Voltage	44V		56V	Po=Vo*Io=500W, full load
Rated O/P Current	8.9A		11.4A	11.4A for 44V,8.9A for 56V
Adj. O/P Current (AOC)Range	1.4A		11.4A	By Programming
	6.33A		11.4A	For DALI-2
No Load Voltage			60V	
Efficiency @120Vac	90.0%	92.0%		O/P 56V/8.9A
Efficiency @220Vac	92.0%	94.0%		O/P 56V/8.9A
Efficiency @277Vac	92.0%	94.5%		O/P 56V/8.9A
O/P Current Tolerance	-5%		+5%	
O/P Current Ripple(PK-AV)		5%	10%	Full load
Start-up Current Overshoot			10%	Full load
Start-up Time			0.5S	120Vac, Full load
			0.5S	220Vac, Full load
			0.7S	230Vac,For DALI-2
Line Regulation	-2%		+2%	Full load
Load Regulation	-2%		+2%	
Temperature Coefficient	-0.03%/°C		+0.03%/°C	Tc:0°C~90°C
OTP	90°C	100°C	110°C	Drop current when OTP, and it can be automatically restored after the abnormality is removed.
Short Circuit Protection			10W	Driver will not be damaged, Hiccup mode
			0.5W	Driver will not be damaged, Shut down for DALI-2

SHENZHEN SOSEN
ELECTRONICS CO.,LTD
10F, Pengzhanhui No 1 Building, Zhongxin Road No 233, Xinqiao Street, Baoan District, Shenzhen, China.
86-755-29358800
86-755-29358816
info@sosen.com
www.sosen.com

O/P Characteristics(SS-500VP-228*):

Parameter	Min.	Typ.	Max.	Remark
O/P Voltage Range	114V		228V	Power Derated @114V-178V
Rated O/P Voltage	178V		228V	Po=Vo*Io=500W, full load
Rated O/P Current	2.1A		2.8A	2.8A for 178V,2.19A for 228V
Adj. O/P Current (AOC)Range	0.35A		2.8A	By Programming
	1.55A		2.8A	For DALI-2
No Load Voltage			250V	
Efficiency @120Vac	91.0%	93.0%		O/P 228V/2.19A
Efficiency @220Vac	92.0%	94.0%		O/P 228V/2.19A
Efficiency @277Vac	92.5%	94.5%		O/P 228V/2.19A
O/P Current Tolerance	-5%		+5%	
O/P Current Ripple(PK-AV)		5%	10%	Full load
Start-up Current Overshoot			10%	Full load
Start-up Time			0.5S	120Vac, Full load
			0.5S	220Vac, Full load
			0.7S	230Vac,For DALI-2
Line Regulation	-2%		+2%	Full load
Load Regulation	-2%		+2%	
Temperature Coefficient	-0.03%/°C		+0.03%/°C	Tc:0°C~90°C
OTP	90°C	100°C	110°C	Drop current when OTP, and it can be automatically restored after the abnormality is removed.
Short Circuit Protection			10W	Driver will not be damaged, Hiccup mode
			0.5W	Driver will not be damaged, Shut down for DALI-2

SHENZHEN SOSEN
ELECTRONICS CO.,LTD
10F, Pengzhanhui No 1 Building, Zhongxin Road No 233, Xinqiao Street, Baoan District, Shenzhen, China.
86-755-29358800
86-755-29358816
info@sosen.com
www.sosen.com

O/P Characteristics(SS-500VP-428*):

Parameter	Min.	Typ.	Max.	Remark
O/P Voltage Range	214V		428V	Power Derated @214-357V
Rated O/P Voltage	357V		428V	Po=Vo*Io=500W, full load
Rated O/P Current	1.16A		1.4A	1.4A for 357V,1.16A for 428V
Adj. O/P Current (AOC)Range	0.35A		1.4A	By Programming
	0.78A		1.4A	For DALI-2
No Load Voltage			450V	
Efficiency @120Vac	90.5%	92.0%		O/P 428V/1.16A
Efficiency @220Vac	92.5%	94.5%		O/P 428V/1.16A
Efficiency @277Vac	93.0%	95.0%		O/P 428V/1.16A
O/P Current Tolerance	-5%		+5%	
O/P Current Ripple(PK-AV)		5%	10%	Full load
Start-up Current Overshoot			10%	Full load
Start-up Time			0.5S	120Vac, Full load
			0.5S	220Vac, Full load
			0.7S	230Vac,For DALI-2
Line Regulation	-2%		+2%	Full load
Load Regulation	-2%		+2%	
Temperature Coefficient	-0.03%/°C		+0.03%/°C	Tc:0°C~90°C
OTP	90°C	100°C	110°C	Drop current when OTP, and it can be automatically restored after the abnormality is removed.
Short Circuit Protection			10W	Driver will not be damaged, Hiccup mode
			0.5W	Driver will not be damaged, Shut down for DALI-2

SHENZHEN SOSEN
ELECTRONICS CO.,LTD
10F, Pengzhanhui No 1 Building, Zhongxin Road No 233, Xinqiao Street, Baoan District, Shenzhen, China.
86-755-29358800
86-755-29358816
info@sosen.com
www.sosen.com

SS-500VP Series LED Driver

Other Characteristics:

Parameter		Min.	Typ.	Max.	Remark
AUX Power	O/P Voltage	10.8V	12V	13.8V	
	O/P Current	0mA		200mA	
0-10V Dimming (Optional)	Dim Vcc	0V		12V	Negative dimming by programming
	Dim Range	10%Ioset		100%Ioset	DIM+ source current 110uA.
	Rec.Dim Range	0V		10V	Dimming prohibits reverse connection.
PWM Dimming (Optional)	PWM High	9.8V		10.2V	Negative dimming by programming
	PWM Low	0V		0.3V	DIM+ source current 110uA.
	Frequency	1KHz		2KHz	Dimming prohibits reverse connection.
	PWM Duty	0%		100%	
Resistor Dimming (Optional)	Resistance	0K		100K	Negative dimming by programming
	Dim Range	10%		100%	DIM+ source current 110uA.
Dim to Off	Dim off	7%	8%	9%	By DC voltage, PWM, resistance dimming ratio
	Dim on	8%	9%	10%	By DC voltage, PWM, resistance dimming ratio
DALI Dimming Level		1-170(10%)		254(100%)	Logarithmic dimming curve
Timing Curve(Optional)		By programming			DALI models does not support this function
DALI Dimming(Optional)		Meet DALI-2			
Constant Lumen(Optional)		By programming			DALI models does not support this function
Life Warning(Optional)		By programming			DALI models does not support this function
Life Time(Tc≤75℃)		71,000 hours			80% Load
MTBF		198,200 hours			220Vac,full load, Ta=25℃ (MIL-HDBK-217F)
IP Grade		IP67			
Tc		90℃			
Warranty		8 years			Tc: 75℃,80% Load
Net Weight		2550g			
Dimension		260.8mm*125mm*43.5mm 10.27in*4.92in*1.71in			L x W x H

NOTE: 1,All the parameters above are tested Ta 25℃ and LED load, unless specified.
2. When using resistor dimming (parallel connection of dimming wires), if the number of parallels is: N, the dimming resistor should be realized 0-100% dimming range, resistance value: 91KΩ/N.

SHENZHEN SOSEN ELECTRONICS CO.,LTD
10F, Pengzhanhui No 1 Building, Zhongxin Road No 233, Xinqiao Street, Baoan District, Shenzhen, China.
86-755-29358800
86-755-29358816
info@sosen.com
www.sosen.com

Environmental Requirements

Parameter	Min.	Typ.	Max.	Remark
Operating Temperature(Tcase)	-40℃	25℃	+90℃	
Storage Temperature	-40℃	25℃	+90℃	
Operation Humidity	10%RH		90%RH	
Storage Humidity	5%RH		95%RH	
Altitude	-65m		4000m	

Safety and EMI/EMS Standards

Certification	Standard	Status	Remark
UL/cUL	UL8750	✓	
ENEC	EN 61347-1:2015 EN 61347-2-13:2014 EN 61347-2-13:2014/A1:2017	✓	
RCM	AS/NZS61347.2.13	✓	
BIS	lS15885:2012 Part 2 Sec 13		
CCC	GB 19510.14-2009	✓	
CE	EN 61347-2-13:2014 EN61347-1:2008+A1:2011+A2:2013	✓	

EMI/EMS	Criterion	Remark
Conduction Emission	EN55015:2013+A1:2015 FCC Part 15 Subpart B; ANSI C63.4:2014	Class B
Radiation Emission	EN55015:2013+A1:2015 FCC Part 15 Subpart B; ANSI C63.4:2014	Class B
Harmonic Current Emissions	IEC/EN 61000-3-2	Class C
Surge	IEC/EN 61000-4-5	DM: 6kV,CM: 10kV,Criterion B
Ring Wave	IEC/EN 61000-4-12	DM: 6kV,CM: 6kV,Criterion B

SHENZHEN SOSEN
ELECTRONICS CO.,LTD
10F, Pengzhanhui No 1 Building,
Zhongxin Road No 233, Xinqiao Street,
Baoan District, Shenzhen, China.
86-755-29358800
86-755-29358816
info@sosen.com
www.sosen.com

Safety Test Items:

Safety Test Items	Technical Indicators			Remark
Insulation Requirements	UL Insulation Requirements	ENEC Insulation Requirements	CCC Insulation Requirements	
Input-O/P	1600Vac	3000Vac	3750Vac	Reinforced insulation
Input-Case	1600Vac	1500Vac	1875Vac	Basic insulation
Input-Dim	1600Vac	3000Vac	3750Vac	Reinforced insulation
O/P-Dim	1600Vac	1000Vac	1000Vac	Basic insulation
O/P-Case	1600Vac	1000Vac	1000Vac	Basic insulation
Dim-Case	500Vac	250Vac	500Vac	Basic insulation
Insulation Resistance	⩾10MΩ			Input-O/P,Test voltage:500Vdc
Ground Resistance	⩽0.1Ω			25A/1min
Leakage Current	⩽0.75mA			277Vac

NOTE:

1. SOSEN warrants the LED Driver itself complies with EMC standard. However, LED Driver's EMC should be re-checked when integrated into lighting systems due to unexpected interference as component.
2. Please short (ACL and ACN), (V+ and V- and NTC+ and NTC-), (Dim+ and Dim - and Vaux+ and Vaux- and STB) when Hi-pot test.
3. The CCC withstand voltage test needs to disconnect the built-in lightning protection tube. According to the IEC 60598-1:14 standard section 10.2, the “built-in lightning protection tube” can be marked on the nameplate to disconnect the discharge tube on testing.

Performance Curves:

Input Inrush Current

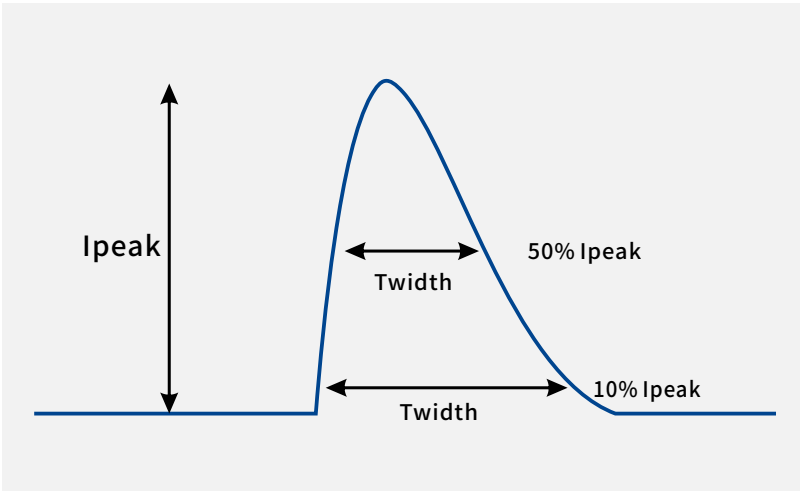

Vin	Ipeak	T(@10% of Ipeak)	T(@50% of Ipeak)
120Vac	60A	2200uS	
220Vac	110A		950uS
277Vac	140A	1700uS	

SHENZHEN SOSEN ELECTRONICS CO.,LTD
10F, Pengzhanhui No 1 Building, Zhongxin Road No 233, Xinqiao Street, Baoan District, Shenzhen, China.
86-755-29358800
86-755-29358816
info@sosen.com
www.sosen.com

Performance Curves:

O/P Voltage Vs. O/P Current(DIM/AOC Window)

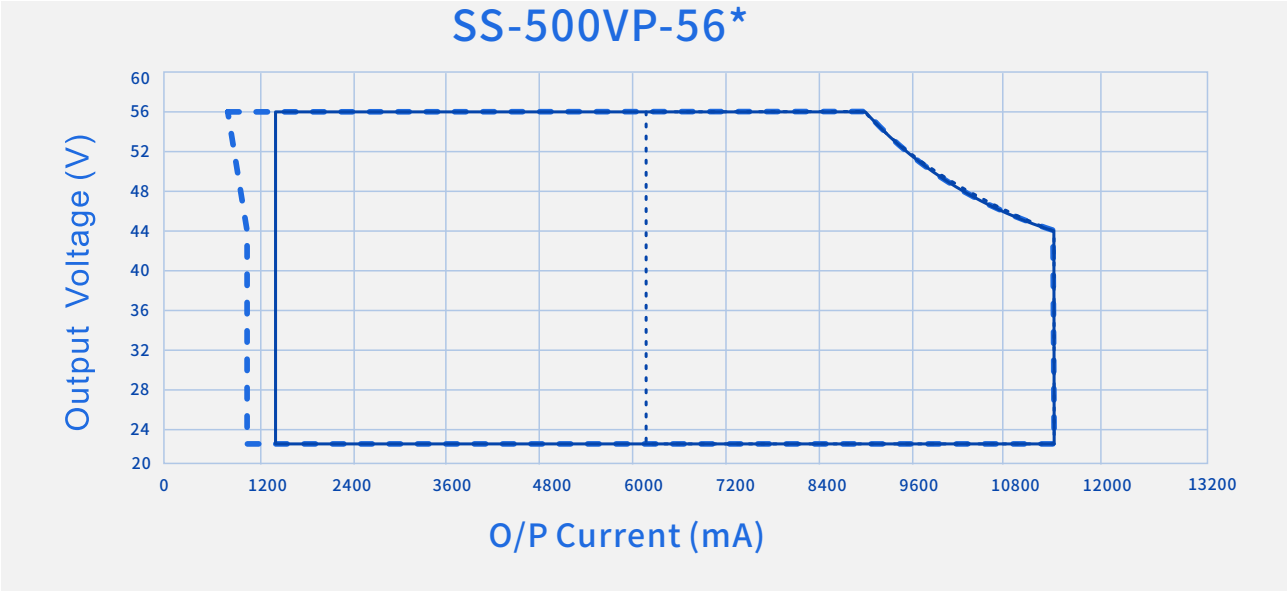

Dimming Window — AOC Window — AOC Window For DALI-2

O/P Voltage Vs. O/P Current(DIM/AOC Window)

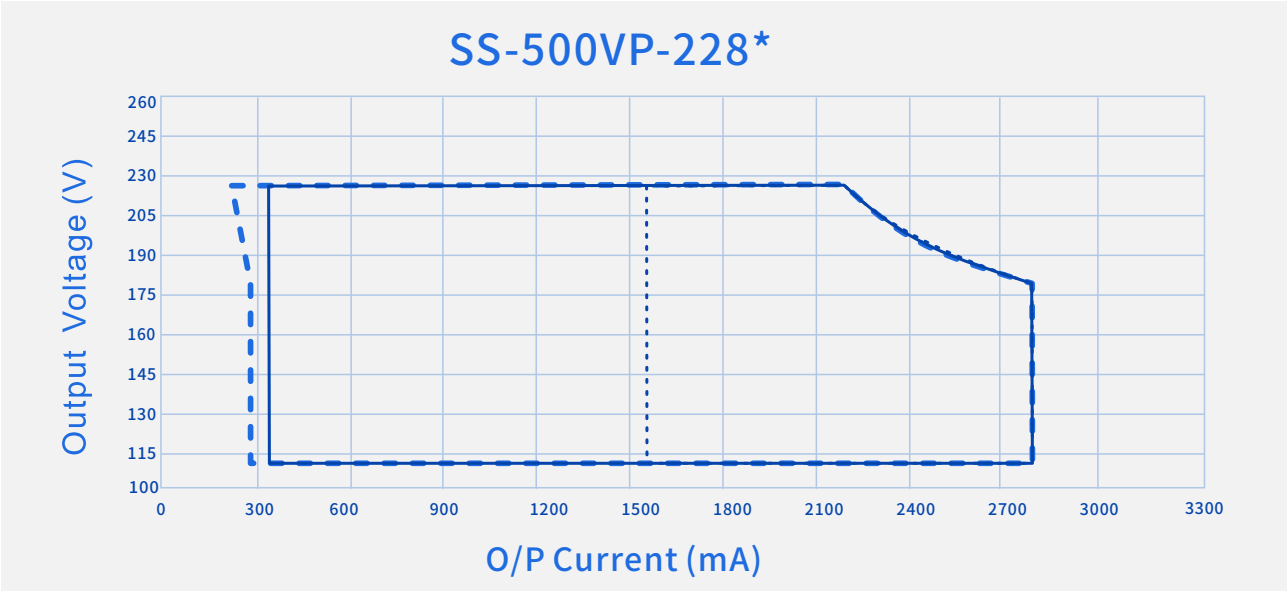

Dimming Window — AOC Window — AOC Window For DALI-2

SHENZHEN SOSEN ELECTRONICS CO.,LTD
10F, Pengzhanhui No 1 Building, Zhongxin Road No 233, Xinqiao Street, Baoan District, Shenzhen, China.
86-755-29358800
86-755-29358816
info@sosen.com
www.sosen.com

Performance Curves:

O/P Voltage Vs. O/P Current(DIM/AOC Window)

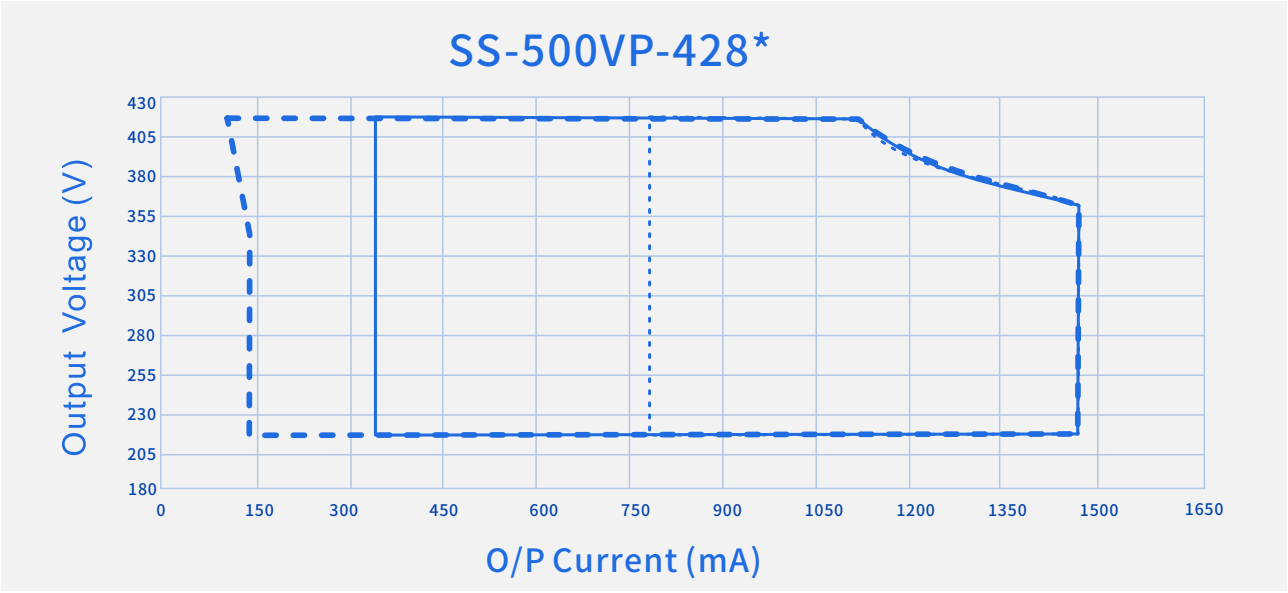

Dimming Window — AOC Window — AOC Window For DALI-2

Efficiency Vs. O/P Voltage (Vin=120Vac)

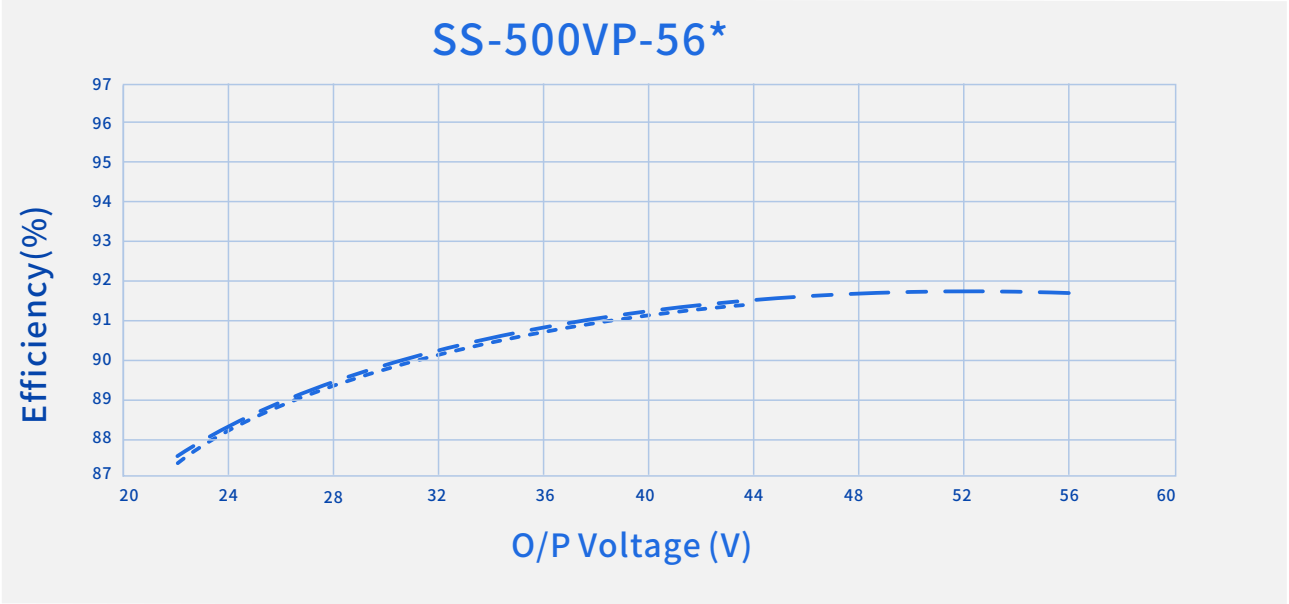

Io=11400mA — Io=8900mA

SHENZHEN SOSEN ELECTRONICS CO.,LTD
10F, Pengzhanhui No 1 Building, Zhongxin Road No 233, Xinqiao Street, Baoan District, Shenzhen, China.
86-755-29358800
86-755-29358816
info@sosen.com
www.sosen.com

Performance Curves:

Efficiency Vs. O/P Voltage (Vin=220Vac)

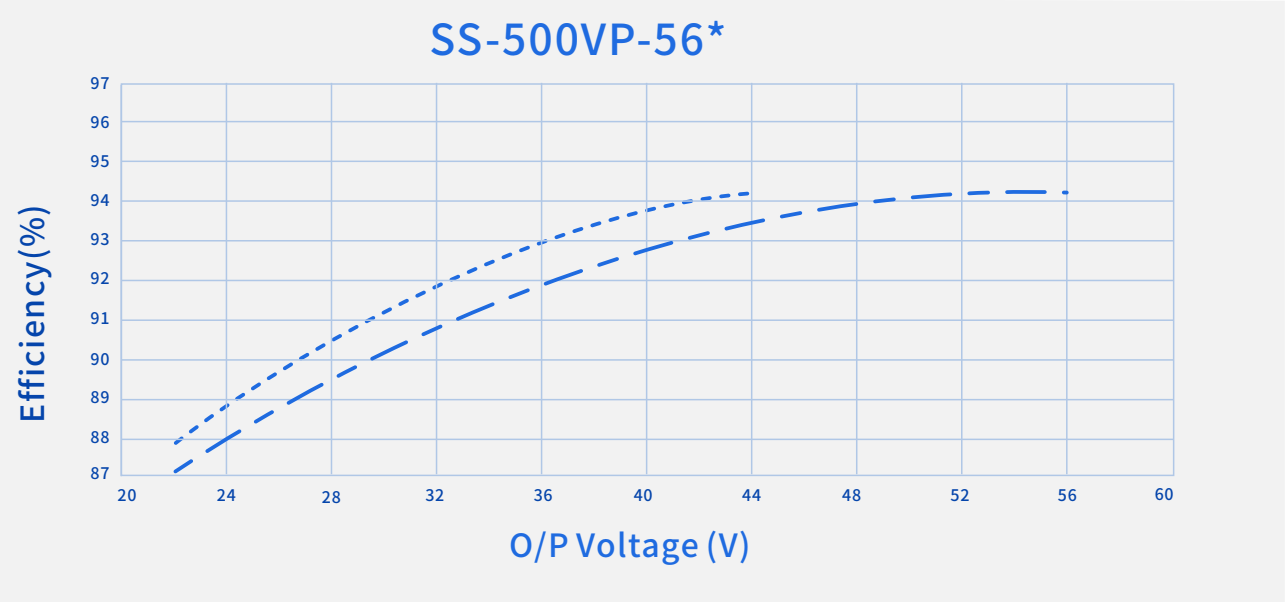

------- Io=11400mA — — — Io=8900mA

Efficiency Vs. O/P Voltage (Vin=277Vac)

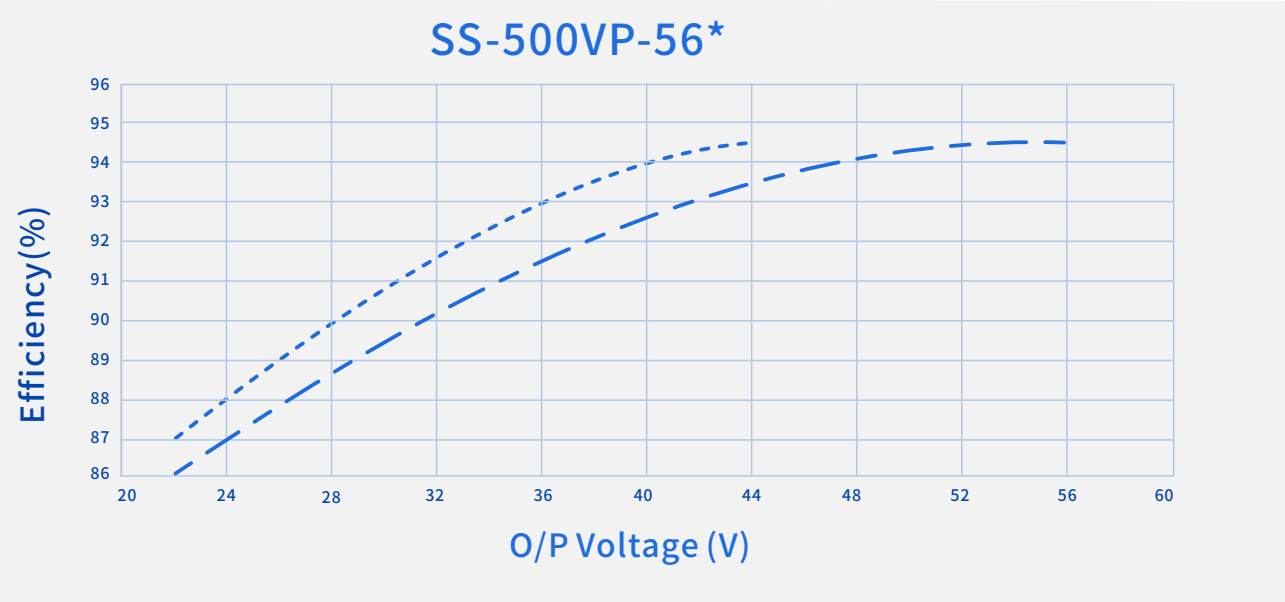

------- Io=11400mA — — — Io=8900mA

SHENZHEN SOSEN
ELECTRONICS CO.,LTD
10F, Pengzhanhui No 1 Building,
Zhongxin Road No 233, Xinqiao Street,
Baoan District, Shenzhen, China.
86-755-29358800
86-755-29358816
info@sosen.com
www.sosen.com

Performance Curves:

Efficiency Vs. O/P Voltage (Vin=120Vac)

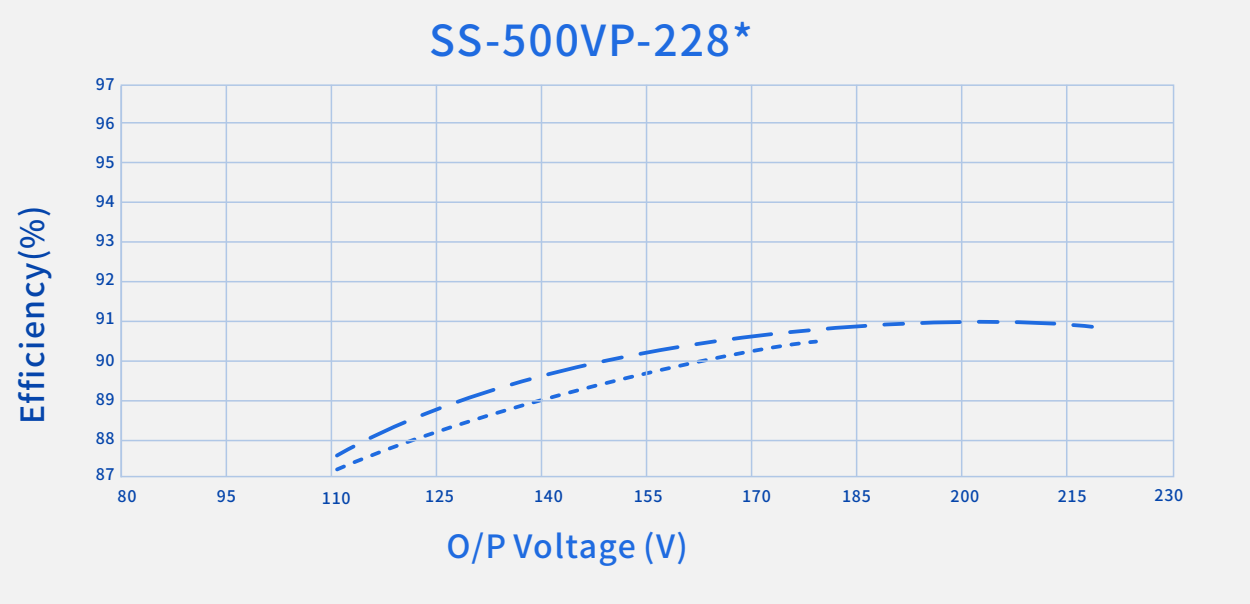

------- Io=2800mA — — — Io=2190mA

Efficiency Vs. O/P Voltage (Vin=220Vac)

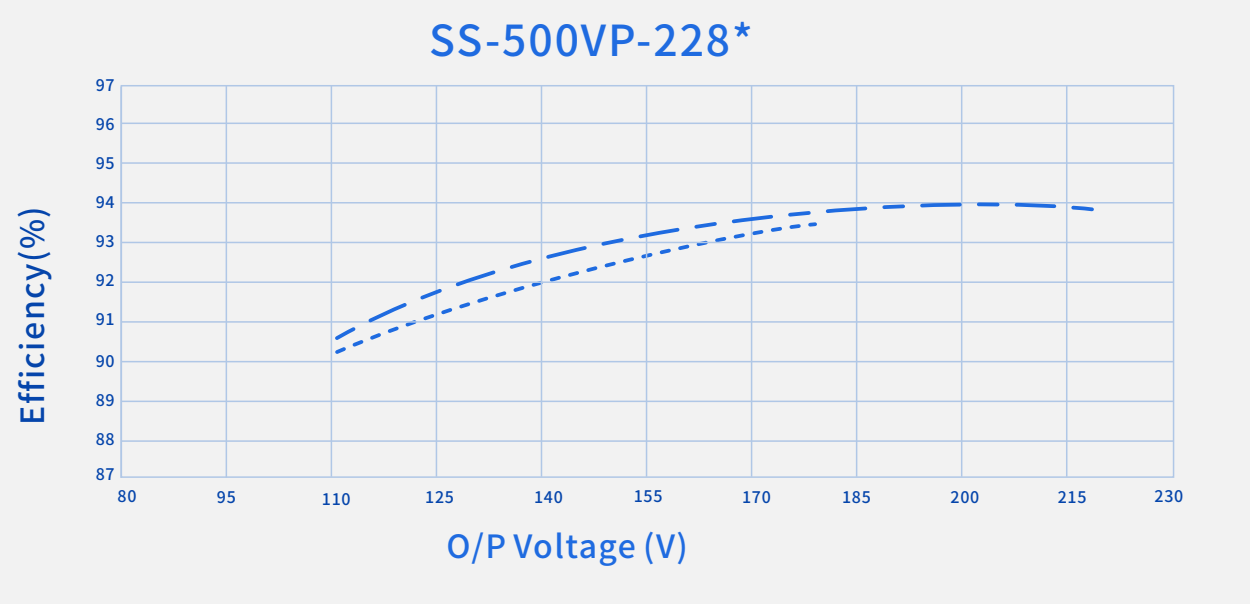

------- Io=2800mA — — — Io=2190mA

SHENZHEN SOSEN
ELECTRONICS CO.,LTD
10F, Pengzhanhui No 1 Building,
Zhongxin Road No 233, Xinqiao Street,
Baoan District, Shenzhen, China.
86-755-29358800
86-755-29358816
info@sosen.com
www.sosen.com

Performance Curves:

Efficiency Vs. O/P Voltage (Vin=277Vac)

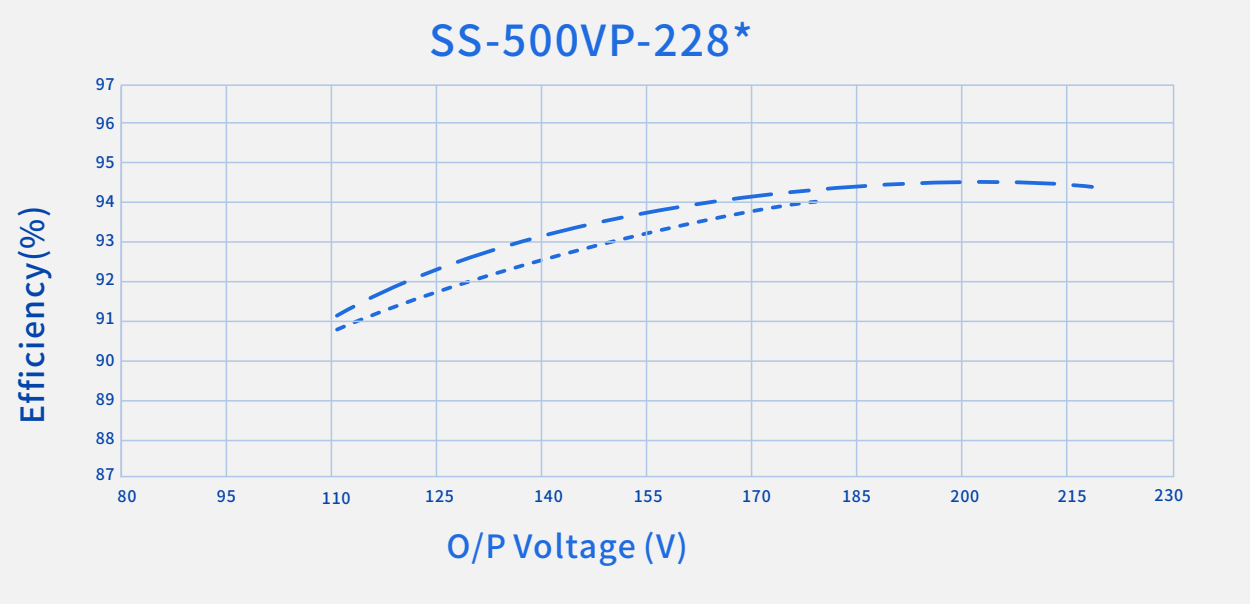

------- Io=2800mA — — — Io=2190mA

Efficiency Vs. O/P Voltage (Vin=120Vac)

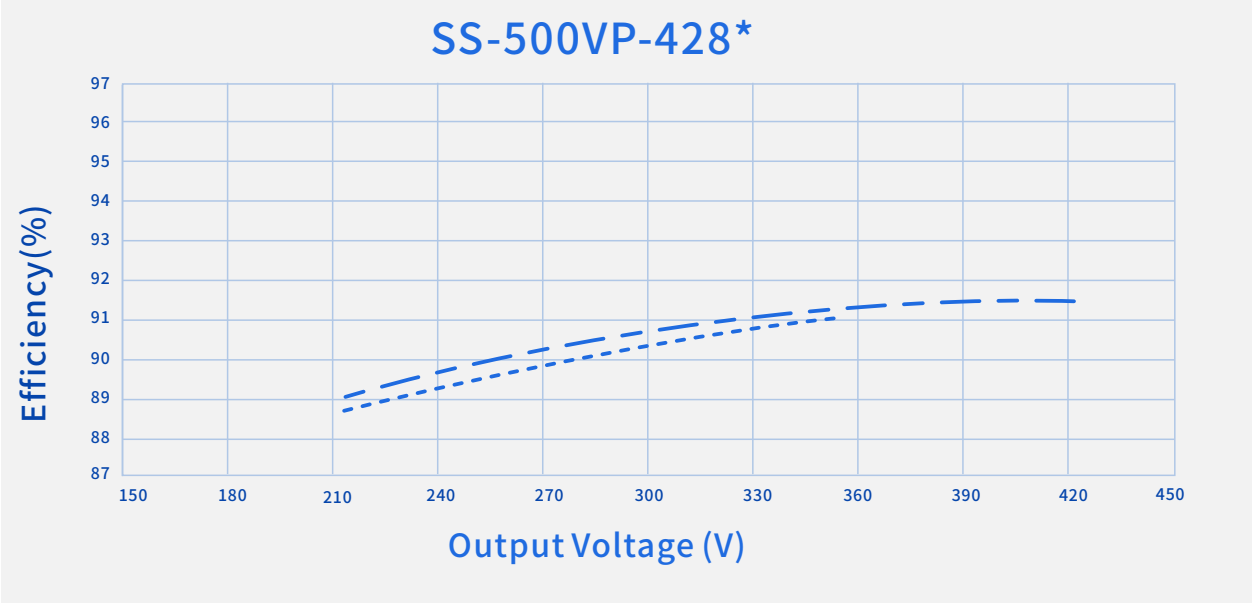

-------- Io=1400mA — — — Io=1160mA

SHENZHEN SOSEN
ELECTRONICS CO.,LTD
10F, Pengzhanhui No 1 Building,
Zhongxin Road No 233, Xinqiao Street,
Baoan District, Shenzhen, China.
86-755-29358800
86-755-29358816
info@sosen.com
www.sosen.com

Performance Curves:

Efficiency Vs. O/P Voltage (Vin=220Vac)

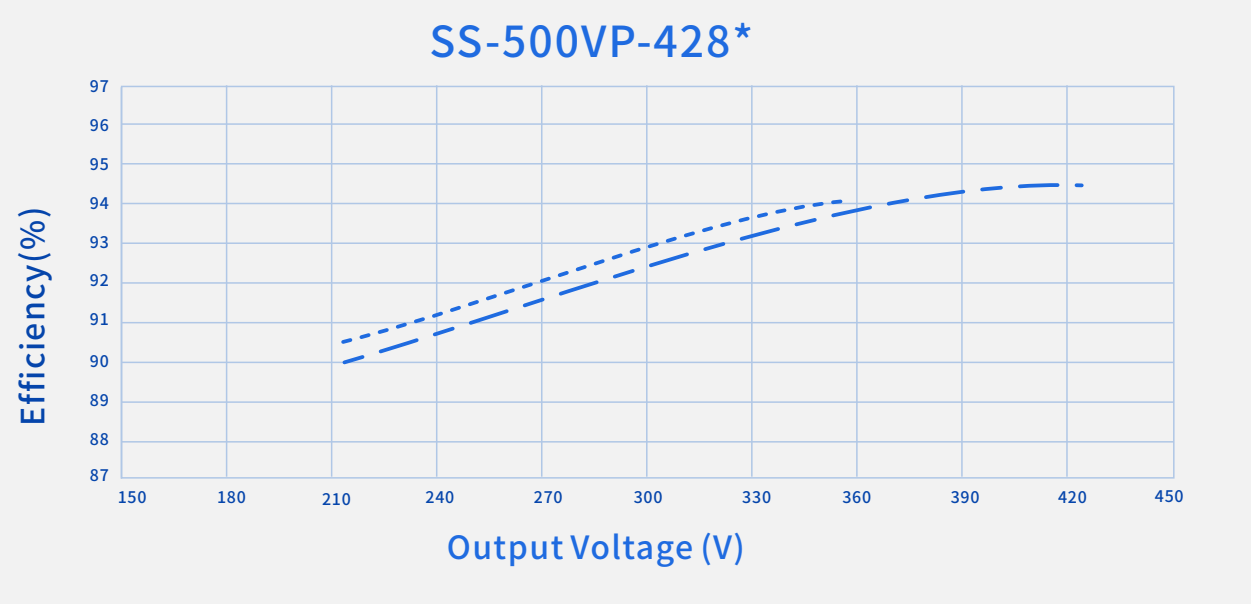

Io=1400mA Io=1160mA

Efficiency Vs. O/P Voltage (Vin=277Vac)

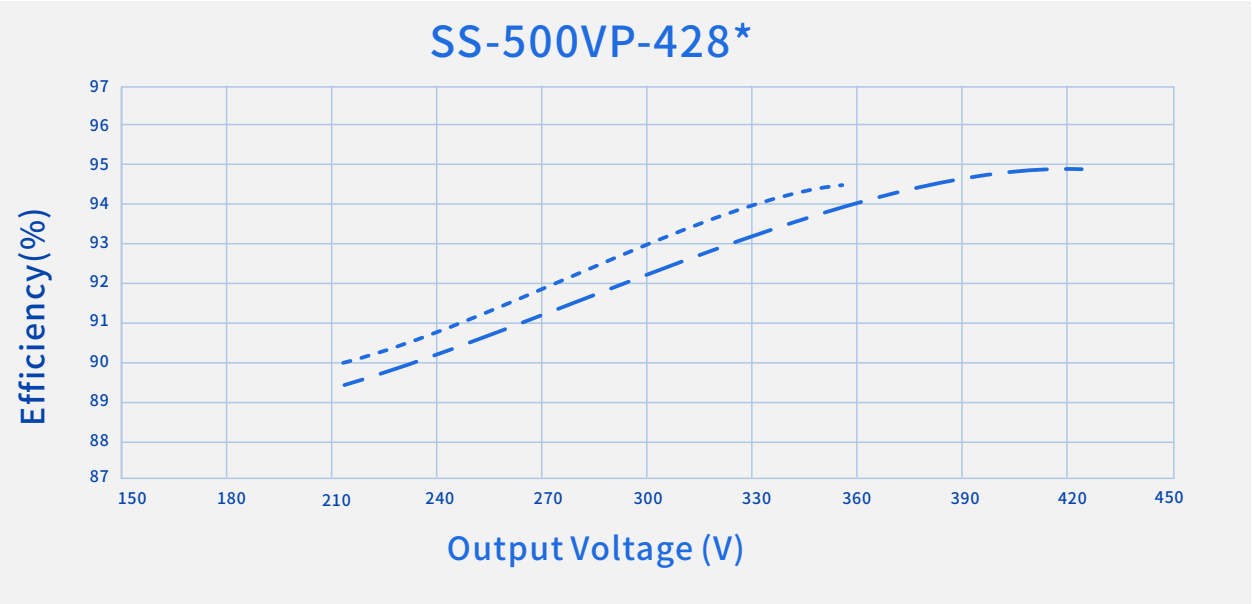

Io=1400mA Io=1160mA

SHENZHEN SOSEN
ELECTRONICS CO.,LTD
10F, Pengzhanhui No 1 Building,
Zhongxin Road No 233, Xinqiao Street,
Baoan District, Shenzhen, China.
86-755-29358800
86-755-29358816
info@sosen.com
www.sosen.com

Performance Curves:

Power Factor Vs. O/P Power

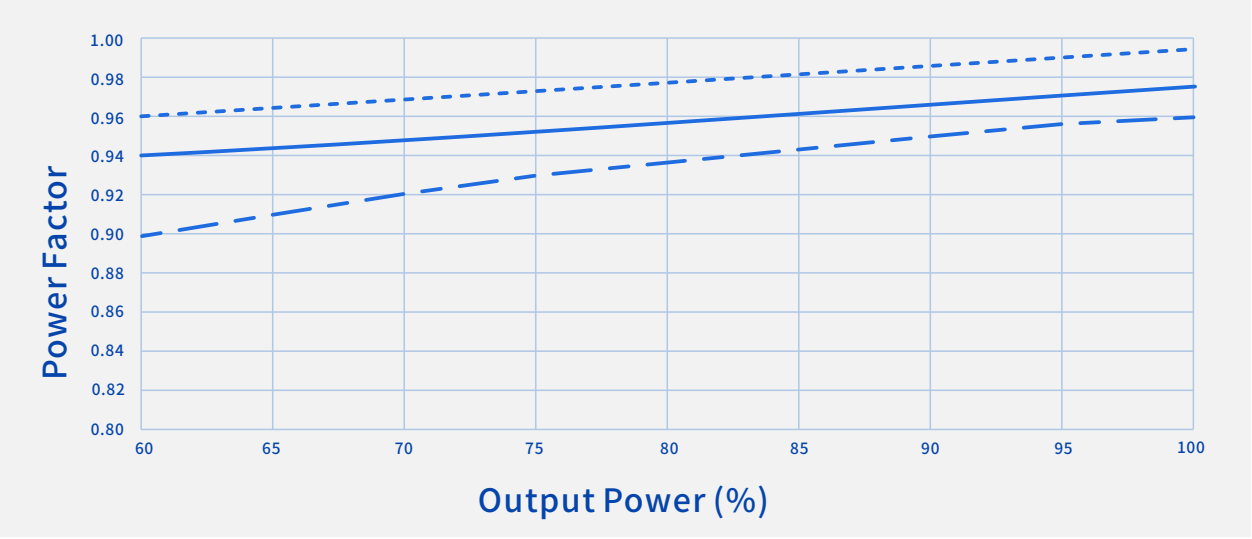

Vin=120Vac Vin=220Vac Vin=277Vac

THD Vs. O/P Power

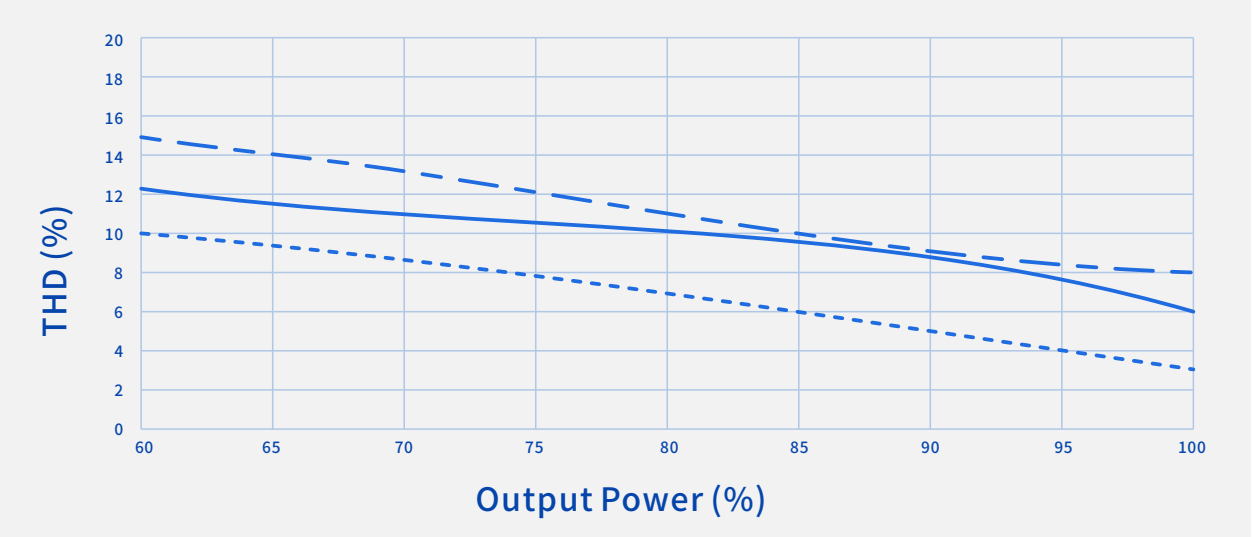

Vin=120Vac Vin=220Vac Vin=277Vac

SHENZHEN SOSEN
ELECTRONICS CO.,LTD
10F, Pengzhanhui No 1 Building,
Zhongxin Road No 233, Xinqiao Street,
Baoan District, Shenzhen, China.
86-755-29358800
86-755-29358816
info@sosen.com
www.sosen.com

Performance Curves:

O/P Power Vs. Input Voltage

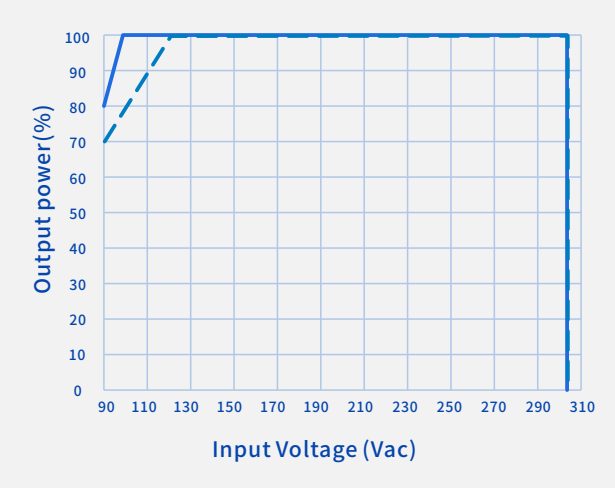

O/P Power Vs. Case Temperature

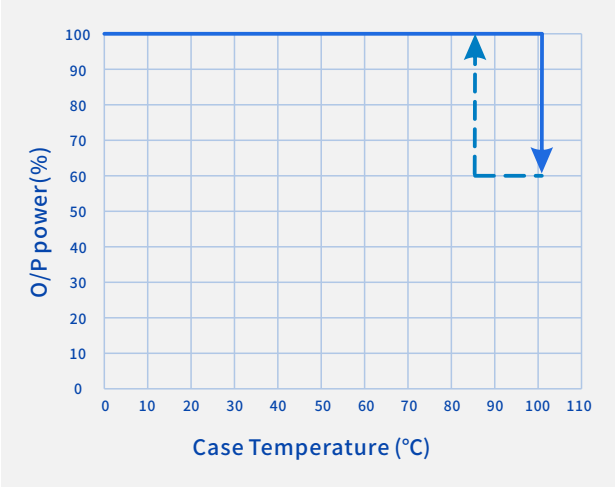

O/P Power Vs. Dimming

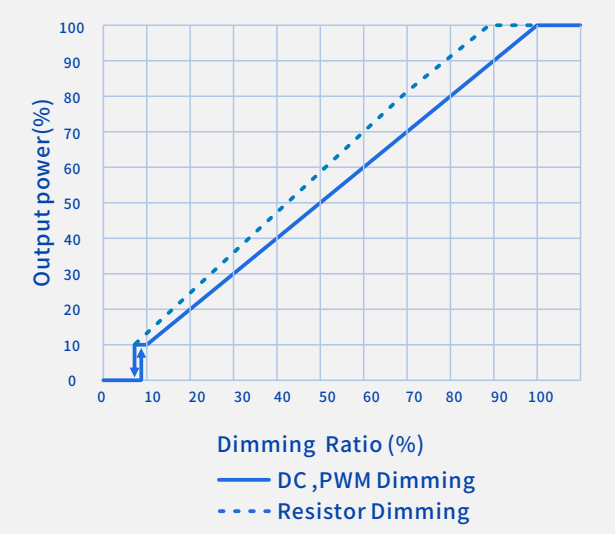

Life Time Vs. Case Temperature

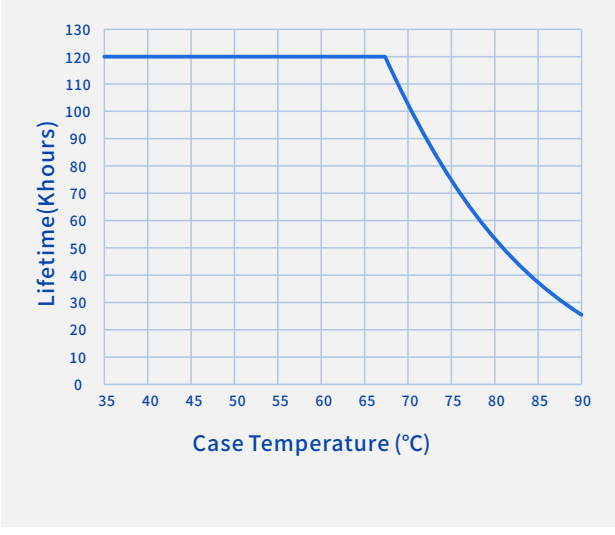

SHENZHEN SOSEN
ELECTRONICS CO.,LTD
10F, Pengzhanhui No 1 Building,
Zhongxin Road No 233, Xinqiao Street,
Baoan District, Shenzhen, China.
86-755-29358800
86-755-29358816
info@sosen.com
www.sosen.com

Constant Lumen Output

Constant Lumen Output are design to maintain fixture's stable output lumen by increasing driver's output current within driver's life span to counteract LED lumen degradation.

Programming Connection Diagram:

Legacy Timer: Driver's O/P follows the pre-programmed timing curve after turn-on.
Auto-Adjust by Percentage: Driver's O/P will be adjusted by automatically changed dimming curve by the period percentage based on the latest 5 dimming curve.
Auto-Adjust by Mid-point: Driver's O/P will be adjusted by automatically changed dimming curve by mid-point based on the latest 5 dimming curve.



Note:

1. Programming could be completed by off-line mode either without turn on the driver nor without PC, other than the traditional on-line mode.
2. The DALI-2 models only support setting the rated output current through SS-DALI-PUSH and does not support programming through SS-PROG-LINK with PC.

SHENZHEN SOSEN
ELECTRONICS CO.,LTD
10F, Pengzhanhui No 1 Building,
Zhongxin Road No 233, Xinqiao Street,
Baoan District, Shenzhen, China.
86-755-29358800
info@sosen.com
86-755-29358816
www.sosen.com

SS-500VP Series LED Driver

Mechanical Characteristics

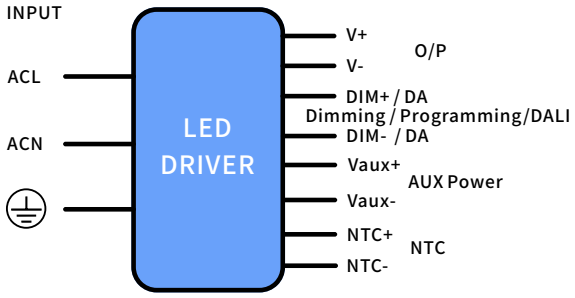

AC Input Cable(Exposed Length 450±10mm):

Global model: SJOW, 3*17AWG, O.D: 8.0mm, Brown: L, Blue: N, Yellow/Green: ⏚
UL model: SJTW,3*16AWG,O.D: 8.5mm,Black:L,White:N,Green: ⏚
UL model: SJTW,3*18AWG,O.D: 7.8mm,Black:L,White:N,Green: ⏚

DC O/P Cable(Exposed Length 250±10mm):

SS-500VP-56*:
Global model: SJOW, 2*14AWG, O.D: 8.8mm, Brown: V+, Blue: V-
UL model: SJTW, 2*14AWG, O.D: 9.0mm, Red: V+, Black: V-
SS-500VP-228*/SS-500VP-428*:
Global model: SJOW, 2*17AWG, O.D: 7.7mm, Brown: V+, Blue: V-
UL model: SJTW, 2*18AWG, O.D: 7.3mm, Red: V+, Black: V-

DIM/AUX Power/Programming Cable (Exposed Length 220±10mm):

UL model: 21996, 4*22AWG , O.D: 5.6mm, Purple: DIM+, Pink: DIM-, Black/White: Vaux+, Blue/White: Vaux-

NTC Cable(Exposed Length 300±10mm):

SS-500VP-56*:
UL model: 21996, 2*22AWG , O.D: 4.7mm, Red/White: NTC+, Blue/White: NTC-
SS-500VP-228*/SS-500VP-428*:
EU model: H05RN-F, 2*0.75mm^2 , O.D: 6.4mm, Brown: NTC+, Blue: NTC-

Name Description	Standard Code	mm(In.)
Case Length	L3	234(9.21)
Case Width	W1	125(4.92)
Case Height	H	43.5(1.71)
Overall Length	L1	260.8(10.27)
Mounting Hole Length	L2	247.3(9.74)
Mounting Hole Width	W2	78(3.07)
TC Point Position	X	112(4.41)
TC Point Position	Y	52(2.05)

Note:
1,Please follow the "LED Driver User Manual" obtained from SOSEN's official website for assembly.
2,AC Input Cable,DC O/P Cable,DIM Cable:
Peeled length of cable:43±5mm, Tinned length of wire:10±2mm

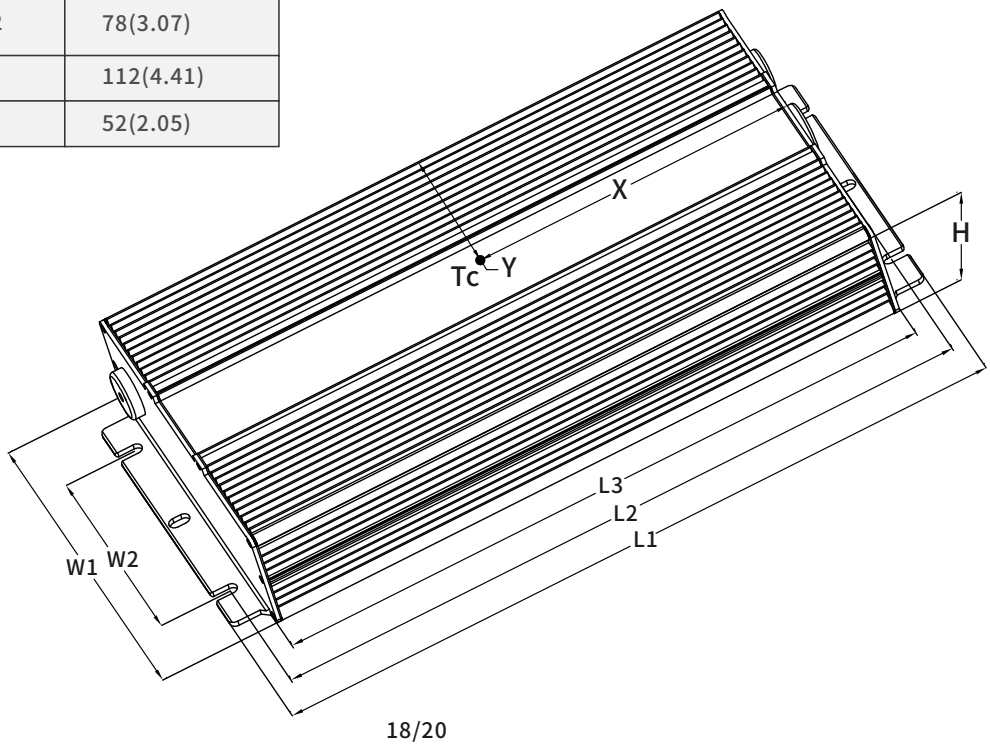

SHENZHEN SOSEN ELECTRONICS CO.,LTD
10F, Pengzhanhui No 1 Building, Zhongxin Road No 233, Xinqiao Street, Baoan District, Shenzhen, China.
86-755-29358800
86-755-29358816
info@info.com
www.sosen.com



Assembly Tips

1. Dimming or AUX Power tinned connectors should be capped if not used to avoid dimming or AUX Power parts damage from external signals.

Package

- Outside carton dimension: L×W×H =495mm×385mm×162mm;
- 6PCS/Carton;
- Net weight/Piece: 2.55kg;Gross weight/Carton: 16.3kg;
- Please refer to the product name, model number, manufacturer identification, QC PASS, manufacturing date on the package.

Transportation

Packaging is designed suitable for transportation by trucks, vessels and flights. The products should be avoided direct sunlight and rain, loaded/unloaded with caution.

Storage

The product storage meets the standard of the GB 3873—83.

Products should be rechecked if stored for over 1 year before assembly.

RoHS

Products comply with RoHS Directive (2011/65/EU) and amendment 2015/863/EU.

SHENZHEN SOSEN
ELECTRONICS CO.,LTD

10F, Pengzhanhui No 1 Building,
Zhongxin Road No 233, Xinqiao Street,
Baoan District, Shenzhen, China.

86-755-29358800

86-755-29358816

info@sosen.com

www.sosen.com

Revision History

Version	Description of Update	Updated Date	Remark
V00	Original Release	2020/07/20	
V01	Update Dim to Off Point	2021/03/13	
V02	Update Certification	2021/06/23	
V03	Update DIM Cable Color	2021/09/02	
V04	Increase 3*18AWG AC Input Cable	2021/11/18	
V05	Increase The Content Of DALI-2	2022/01/18	
V06	Add Page Number	2023/02/01	
V07	Update Model	2024/12/25	
V08	Remove the Optional Standby(STB) Function	2026/11/02	

SHENZHEN SOSEN
ELECTRONICS CO.,LTD
10F, Pengzhanhui No 1 Building,
Zhongxin Road No 233, Xinqiao Street,
Baoan District, Shenzhen, China.
86-755-29358800
86-755-29358816
info@sosen.com
www.sosen.com